



# Pre-Race Checks • SCRUTINEERS

Please refer to the following FIA presentation forms for guidance:



Presentation forms for protective clothing according to FIA Standard 8856-2018



ASN Safety Bulletin #34 - Protective Clothing Customisation Guide

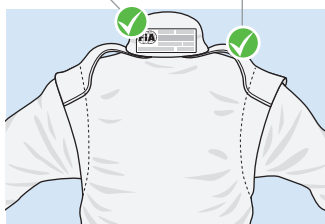


8856-2018  
The competitor must show the scrutineer the customisation certificate if there are prints or transfers on the protective clothing

## Protective Clothing

### OVERALLS

FIA Label (embroidered on the collar)



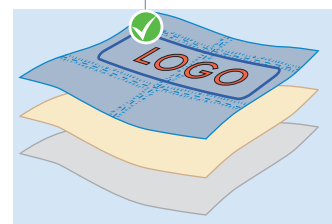
Confirm there are shoulder handles

Check for holes or heavy damage



FIA Hologram behind the zip closure flap

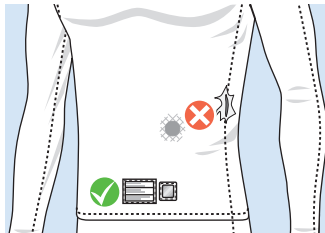
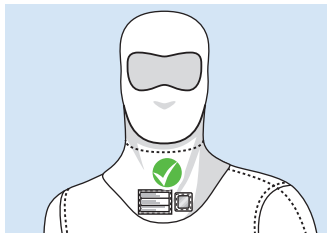
Embroideries only on external layer



### BALACLAVAS, UNDERGARMENTS AND SOCKS

✓ FIA Labels and Holograms must be present and side-by-side on balaclava, undergarments. Socks only have an homologation label.

✗ Check for holes or heavy damage.



### SHOES & GLOVES

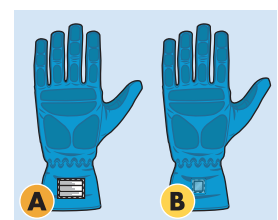
Check the tongue of the shoe and cuff of the glove.

FIA Labels must be on the outside.

FIA Holograms must be on the inside, DIRECTLY under the FIA Label.



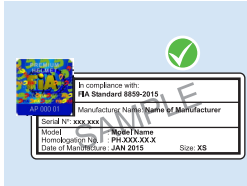
- A** FIA Labels outside
- B** FIA Holograms inside




Turn over for more >>>



## Helmets



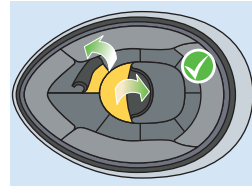
Check that the FIA Label and the FIA Hologram are identical to the FIA technical list.



Check if there are cracks on the shell.



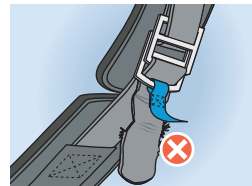
Check the presentation form for the accessories.



Check if the foam is cracked or compressed (remove the small liner padding to check the foam).




Cameras are only allowed if FIA approved and presented in the helmet presentation form.



Check that the chin strap is not pinched or damaged (Do not consider the loose part)

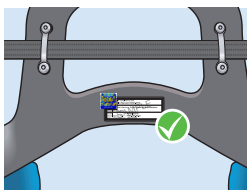


Check that the anchorage, bolts and fixations of the visor are operational and undamaged.

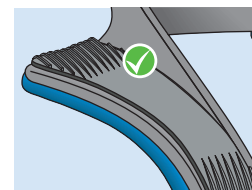


Weigh the helmet.  
Maximum weight:  
Full face: 1900g  
Open face: 1700g

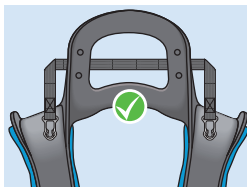
## Frontal Head Restraint (FHR)



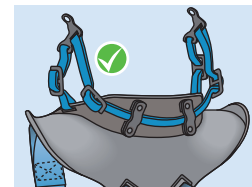
Check that the FIA Label is identical to the FIA technical list.



Check the rubber - there should be no damage.



Check the integrity of the material - there should be no damage.



Check the straps and fittings - there should be no damage.

